




Give life to your project

Finishes




Finishes

Standard Coil coated Steel



RAL 9003




RAL 9010




RAL 9006


Standard Powder coated steel



RAL 9003



RAL 9016



RAL 9010



RAL 9006



RAL 9005

Finishes

On Request




Other Colours



Shiny finishes



Similar wood finishes



Textured finishes

Official Partner:

AkzoNobel

General informations

Technical Standards

All Profilsystem products are CE marked according to EN 13964. They are also accompanied by the Declaration of Performance (D.O.P.) as required by European regulation 305/11 concerning the placing of construction products on the market.

For applications in particularly aggressive environments such as swimming pools, industrial installations with chemical and / or corrosive fumes, check the most suitable material and surface treatment with the technical or commercial office of Profilsystem.

Storage

All products are carefully packed and placed on special pallets and secured by strapping and film wrapping. On request we can provide the package complete of cardboard corners, bubble wrap and polystyrene to reduce the risks during transport.

It is always recommended to handle all packaging with the most care, avoiding shocks and practices that damage the contents. The packed material is stored in closed, clean and dry places until the time of pick-up.

Do not expose filmed products to heat sources and do not leave them under the sun.

Installation

The metal ceiling are installed manually by the installer depending on the type and model you choose.

The material should be stored in closed, clean and dry places until the time of installation.

Do not rest on the ground and not leave the products on site without the original package issued at the time of delivery.

Avoid the contact between material and water, solvents, degreasers and aggressive liquids.

Cleaning and Maintenance

Metal ceilings, thanks to the easy washing and cleaning are also a guarantee in terms of hygiene.

To remove dust, stains or smudges you can use carefully a clean, dry cloth or moistened with neutral detergent, or non-abrasive and non-aggressive disinfectants.

ITALY**Head quarter & showroom**

Via Don Luigi Sturzo,3 - 20822 Seveso (MB) Italy
tel: +39 0362 625652 - fax: +39 0362 306733
www.profilsystem.com

DUBAI**Sales offices & showroom**

TOP 27 CONSULTING JLT
Office 3205 - JBC2
Cluster V - JLT
Dubai - United Arab Emirates
middleeast@profilsystem.com

CHILE**Sales offices & showroom**

COMERCIAL E.V.A. Limitada
Avenida La Dehesa 1844
Ufficio 714
Lo Barnechea, Santiago de Chile
tel: +59 9 51599037
info@nenzi.cl

SPAIN**Sales offices & showroom**

PROFILSYSTEM EPC
Techos de Aluminio
C/ Lluís Companys, 52
08810 Sant Pere de Ribes, Barcelona
tel: +34 666 431 921
info@profilsystem.es

Our offices are at your disposal**SALES OFFICE ITALY:**

Elis Zappino
elis@profilsystem.com
Skype ID elis.zappino

EXPORT OFFICE:

Dott. Alexa Maj
export@profilsystem.com
Skype ID Alexa Maj

TECHNICAL OFFICE:

Arch. Manuela De Cristofaro
tecnico@profilsystem.com
Skype ID Manuela De Cristofaro

SHIPPING OFFICE:

Chiara Talon
chiara.talon@profilsystem.com
Skype ID talon.chiara

Dott. Riccardo Ghezzi
riccardo@profilsystem.com
Skype ID ghezzi Riccardo